

EDUCATIONAL INSTITUTION ERP

eduerp.viewiss.com



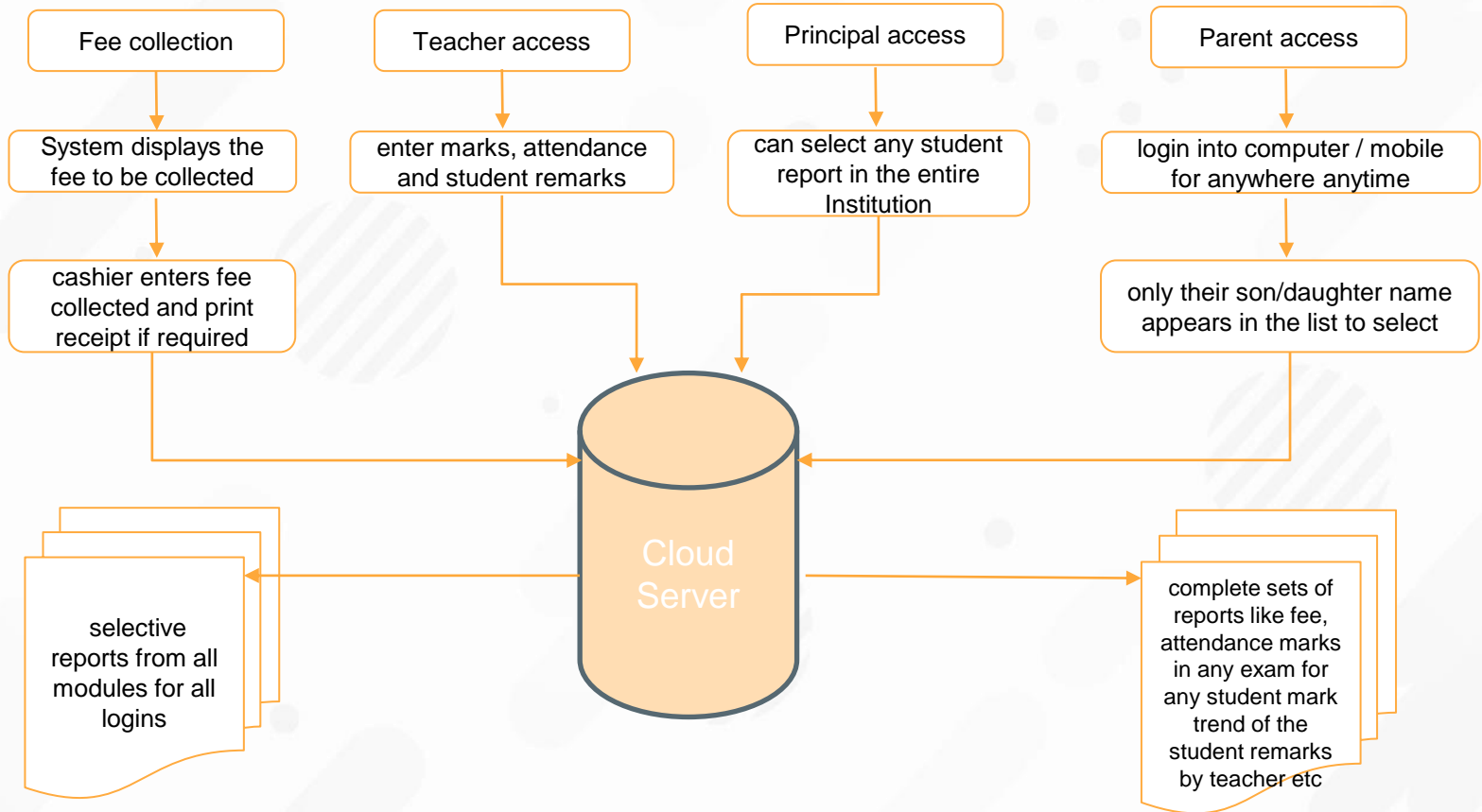
INNOVATIVE SOFT SOLUTIONS

WWW.VIEWISS.COM

Features

- ✓ Every Staff in the institution will have their own login & Password
- ✓ Highly secured with **user based restriction** to access information that can be set or altered anytime by the system administrator.
- ✓ You can access the data from **anywhere anytime** and from any system since it is the cloud based. Even you can access in your mobile
- ✓ No need of any IT infrastructure at your end. So no investment and **running cost to you.**
- ✓ Live reports in your screen / parent screen of **mobile / computer** all the time - 24 hours a day across the year
- ✓ Teachers need to enter only marks of an exam. That's all! The software does the rest of the work like grading the students, Pass/Fail, calculating the class average, calculating the class highest (to know the status of each student). Software also generate **rank card /progress report** for every student which can be made available to parent also to view through their login
- ✓ Powerful analytical report for better management and all the report can be downloaded to your computer in **Excel format or pdf format or print** it directly in your printer connected to the system

Flow chart



Login screen

Address to enter in to our online demo

You can open this site , operate and see all reports

← → ↻ eduerp.viewiss.com

Being demo, login and password are prefilled

EDU ERP SYSTEM

demo

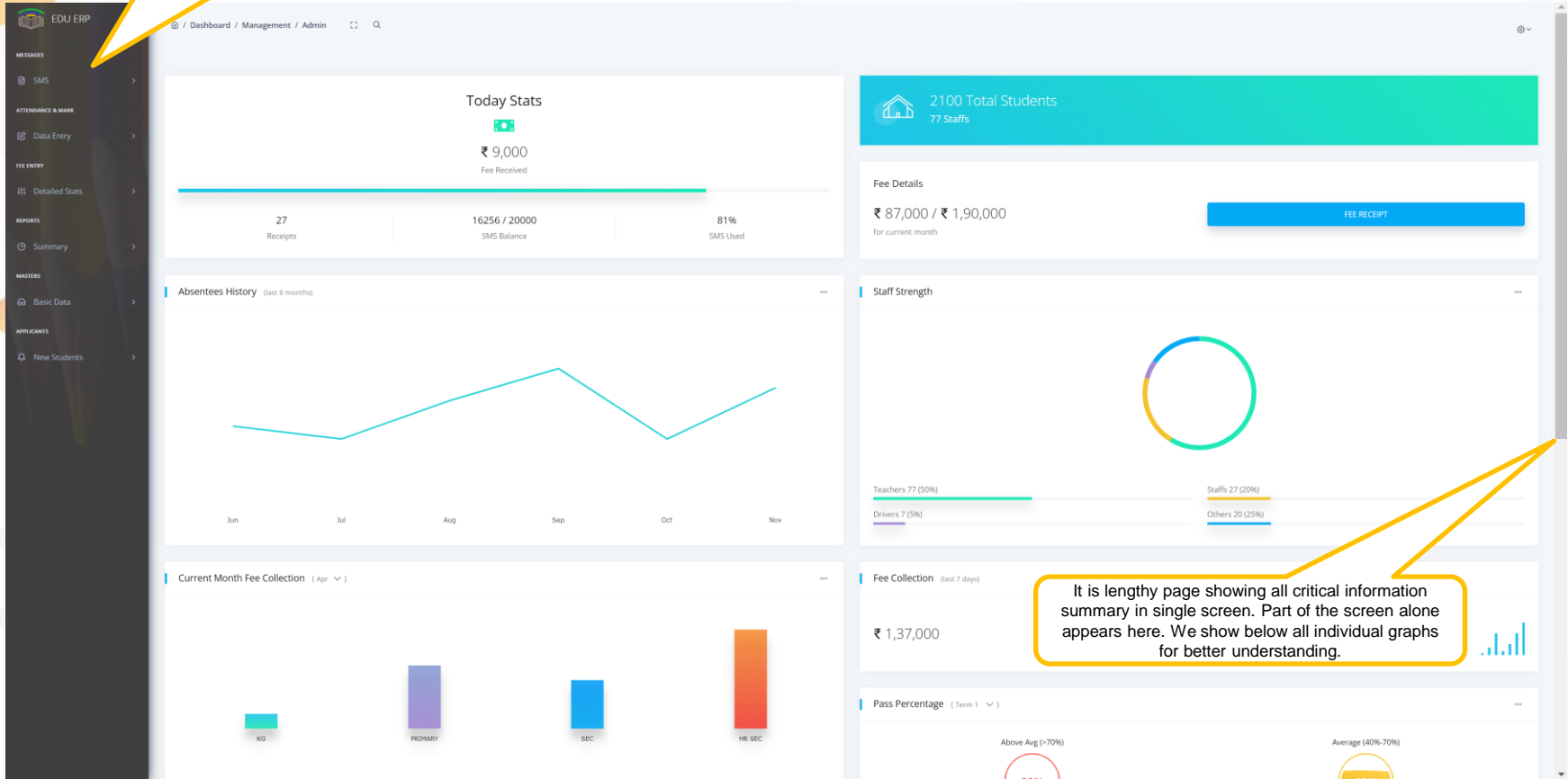
Login

Parent ?

If you want enter as Parent click this.

Dashboard

Main menu. By selecting any menu you can go to that screen directly from here.



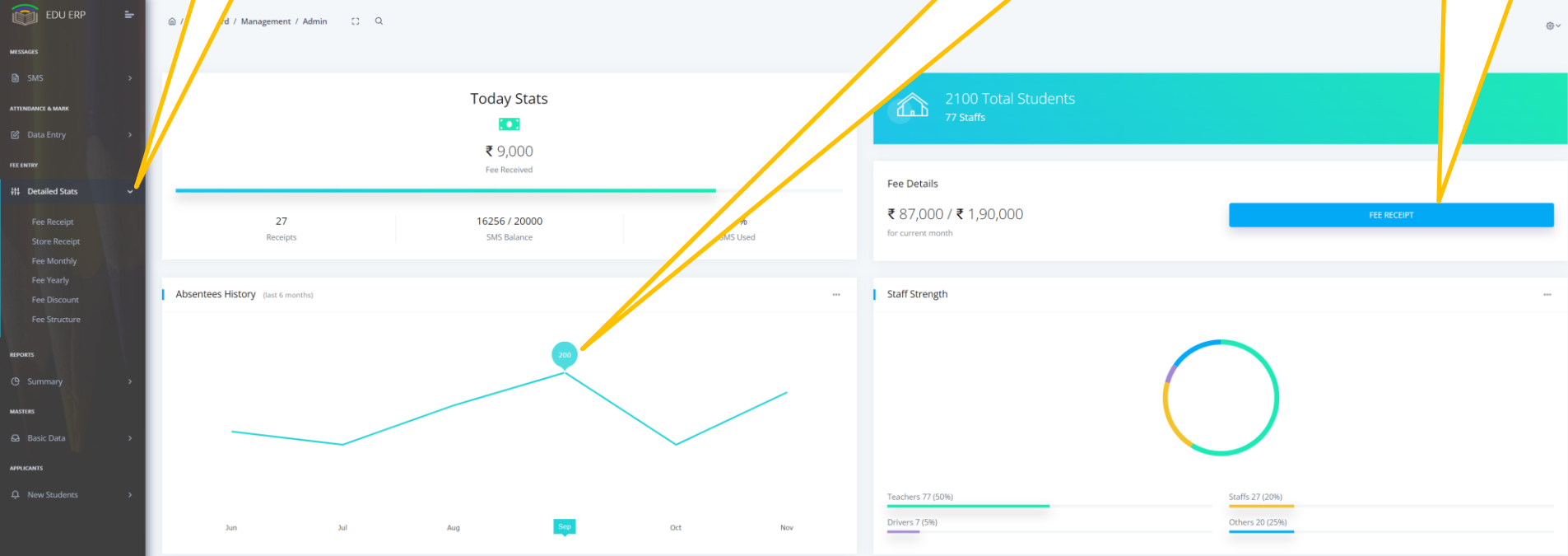
It is lengthy page showing all critical information summary in single screen. Part of the screen alone appears here. We show below all individual graphs for better understanding.

Dashboard

Detailed stats menu is expanded showing all its sub menu.

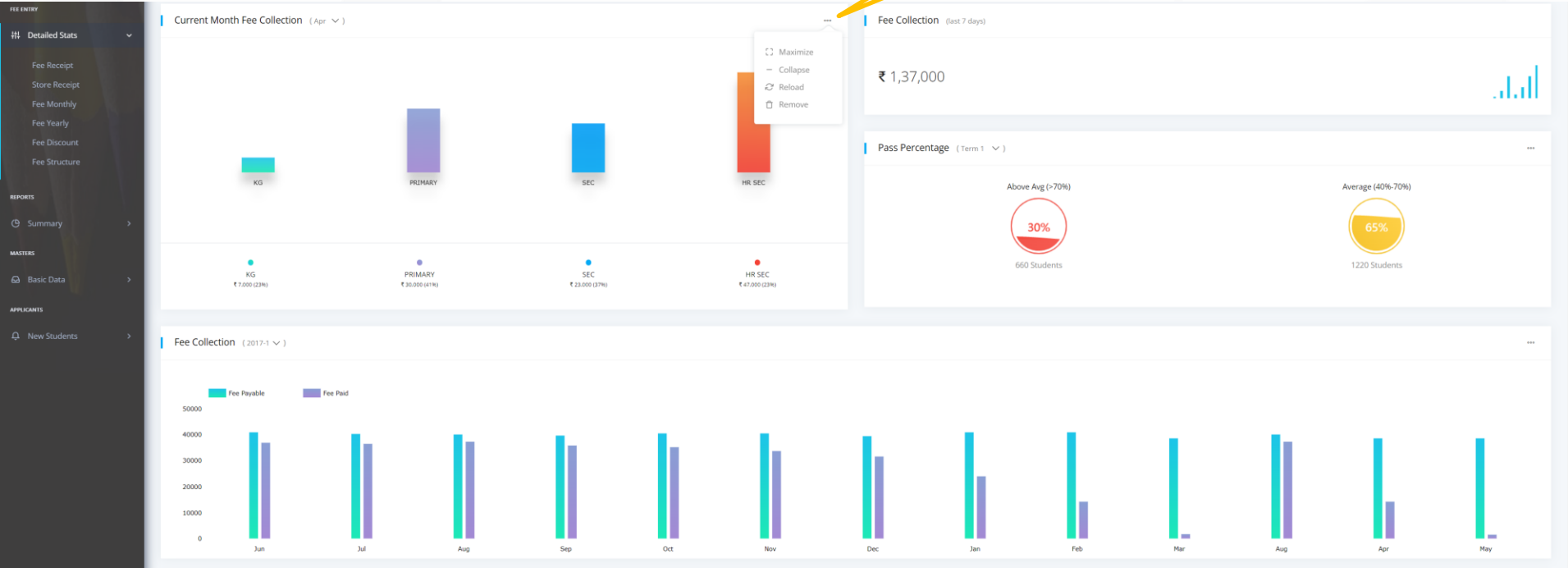
By moving cursor to any point in the graph will show you the corresponding values

By pressing it, you will be directly taken to fee receipt report



Dashboard

You can click this dots to expand its menu and can select anything. The particular graph will behave accordingly



Features available in our data entry screens

Data entry screen (attendance entry sample)

Data entry panel allows you to select any combination and by pressing find button, the pre-filled data entry form appears to enter data. In this case only 'absents days' need to be entered.

By clicking this X button the menu will be hidden leaving more space for data user. It is option to user

After filling all data, just press update button once to save all data in single stroke. It is easy and saves a lot of time!

days worked column is automatically calculated by software based on absent days and filled. Similarly username and time stamp is automatically entered by system. No one can change them. Hence you will know who has entered data and at what time. Many columns are pre-filled. Hence less human work and error!

| Student ID | Student Name | Absents Days | DaysWorked | UserName | TimeStamp |
|------------|-----------------|--------------|------------|----------|---------------------|
| X02 | AKASH J | 0 | 26.0 | admin | 01/01/2011 00:00:00 |
| X11 | AKHASH D | 0 | 26.0 | admin | 01/01/2011 00:00:00 |
| X09 | AMEENA BEEVI S | 0 | 26.0 | admin | 01/01/2011 00:00:00 |
| X12 | ARAVINDHAN C | 0 | 26.0 | admin | 01/01/2011 00:00:00 |
| X18 | BALAJI R | 0 | 26.0 | admin | 01/01/2011 00:00:00 |
| X01 | BEVIN V | 0 | 26.0 | admin | 01/01/2011 00:00:00 |
| X10 | DHIVYA PRIYA R | 0 | 26.0 | admin | 01/01/2011 00:00:00 |
| X03 | DINESH KUMAR PV | 0 | 26.0 | admin | 01/01/2011 00:00:00 |
| X13 | EZHILARASAN B | 0 | 26.0 | admin | 01/01/2011 00:00:00 |
| X04 | GUGAN R | 0 | 26.0 | admin | 01/01/2011 00:00:00 |
| X20 | KALAISELVAN K | 0 | 26.0 | admin | 01/01/2011 00:00:00 |
| X05 | KARTHICK RAJA K | 0 | 26.0 | admin | 01/01/2011 00:00:00 |

Features available in SMS screen

SMS screen

Dashboard / Management / Admin / Message / General SMS

Selection Panel

Academic Year*
2017-18

Class
X

Category*
Specific Class

- select...
- All Students
- Specific Class
- Specific Students
- All Staffs
- Specific Dept
- Specific Staffs
- *Birthday Students
- *Birthday Staffs

General SMS

Type the message here

Press this icon to send msg. parents of all students in that class will receive message

Select any combination for sending sms

Here specific class X A option is selected.

Type the message here

Press this icon to send msg. parents of all students in that class will receive message

Reports (sample report screen – students details)

Features available in our reports

you can select anything in this list. Similar lists are available for all dropdowns. Hence this screen can generate 100s of report with different columns and data

You can click this symbol in any of the column to sort the report on that column.

Menu is minimised by you in this case. Anytime you can expand it by moving cursor anywhere in this part

You can click any of the page to go to that page

with in a report, you can filter data further only one student

you can directly print the report. Or you can down load it to your system as pdf or excel file!

you can change the number of rows to appear in every page

| Admission No | Student ID | Student Name | Class | Section | DOB | Gender | Caste | Community | Blood Group |
|--------------|------------|-----------------|-------|---------|------------|--------|-------|-----------|-------------|
| | II13 | ANANDHI R | II | A | 23/10/2010 | Female | MBC | -NIL- | -NIL- |
| | II27 | ASWIN B | II | A | 07/04/2011 | Male | MBC | -NIL- | -NIL- |
| | II17 | BHARANIDHARAN C | II | A | 24/10/2010 | Male | MBC | -NIL- | -NIL- |
| | II14 | DEVADHARSHINI R | II | A | 28/01/2011 | Female | BC | -NIL- | -NIL- |
| | II18 | GOKUL B | II | A | 14/03/2010 | Male | MBC | -NIL- | -NIL- |
| | II03 | HARIHARAN M | II | A | 29/07/2011 | Male | SC | -NIL- | -NIL- |
| | II23 | HARISH KUMAR M | II | A | 08/08/2010 | Male | MBC | -NIL- | -NIL- |
| | II07 | HASINI R | II | A | 18/05/2011 | Female | MBC | -NIL- | -NIL- |
| | II06 | JAYASRI M | II | A | 12/11/2010 | Female | MBC | -NIL- | -NIL- |
| | II29 | JAYASRI S | II | A | 27/04/2011 | Female | BC | -NIL- | -NIL- |

Student attendance report

Dashboard / Management / Admin / Reports / Attendance

Selection Panel

Report*
Attendance
select...
Attendance
Absentees
Absentees (D)
Student History

Class: I
Section: A
Month: Aug

Student: select...
Absent Days: -NA-

FIND RESET

Attendance Report

Student Name...

| Student ID | Student Name | Class | Section | Month | Year | Present Days | Working Days | Present % |
|------------|---------------|-------|---------|-------|------|--------------|--------------|-----------|
| I29 | ANBURAJ M | I | A | Aug | 2017 | 19.0 | 24.0 | 79 |
| I25 | ANISH KUMAR V | I | A | Aug | 2017 | 22.0 | 24.0 | 92 |
| I07 | ANUSRI C | I | A | Aug | 2017 | 24.0 | 24.0 | 100 |
| I30 | ARATHANA M | I | A | Aug | 2017 | 24.0 | 24.0 | 100 |
| I15 | ARIHARAN A | I | A | Aug | 2017 | 20.0 | 24.0 | 83 |
| I24 | ARIKRISHNAN G | I | A | Aug | 2017 | 24.0 | 24.0 | 100 |
| I10 | ARJUN R | I | A | Aug | 2017 | 24.0 | 24.0 | 100 |
| I02 | ASWIN D | I | A | Aug | 2017 | 24.0 | 24.0 | 100 |
| I04 | DEEPASAKTHI S | I | A | Aug | 2017 | 24.0 | 24.0 | 100 |
| I14 | DHARSHAN M | I | A | Aug | 2017 | 24.0 | 24.0 | 100 |

1 2 3 4

Page Size 10

those fields not applicable for this report are strikethrough. They may be enabled in other reports when selected under report dropdown list

Student Mark reports

Dashboard / Management / Admin / Reports / Mark

Selection Panel

Academic Year*
2017-18

Report*
Failed Summary

Class
select::

Section
select::

Subject
select::

Percentage %
-NA-

Student
select::

FIND RESET

Term 1 Failed Summary

| Class | Section | Failed Students |
|-------|---------|-----------------|
| I | A | 13 |
| II | A | 29 |
| X | A | 24 |

Select any combination to generate report

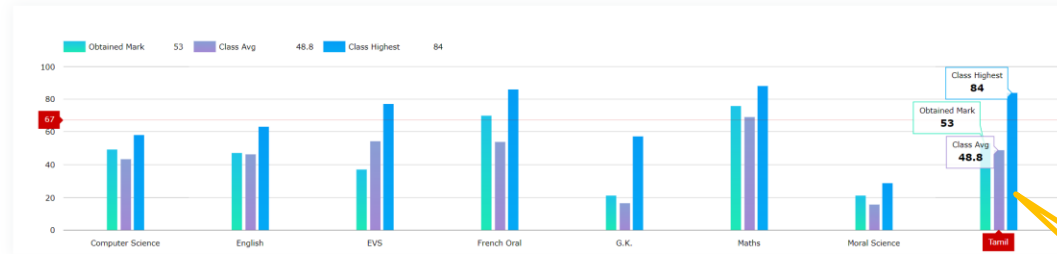
Here failed summary report for entire institution is selected.

One Student performance in an exam

Academic Year* 2017-18
Report* Student - Exam
Class II
Section A
Subject select...
Exam Term 1
Percentage-% -NA-
Student ANANDHI R

FIND RESET

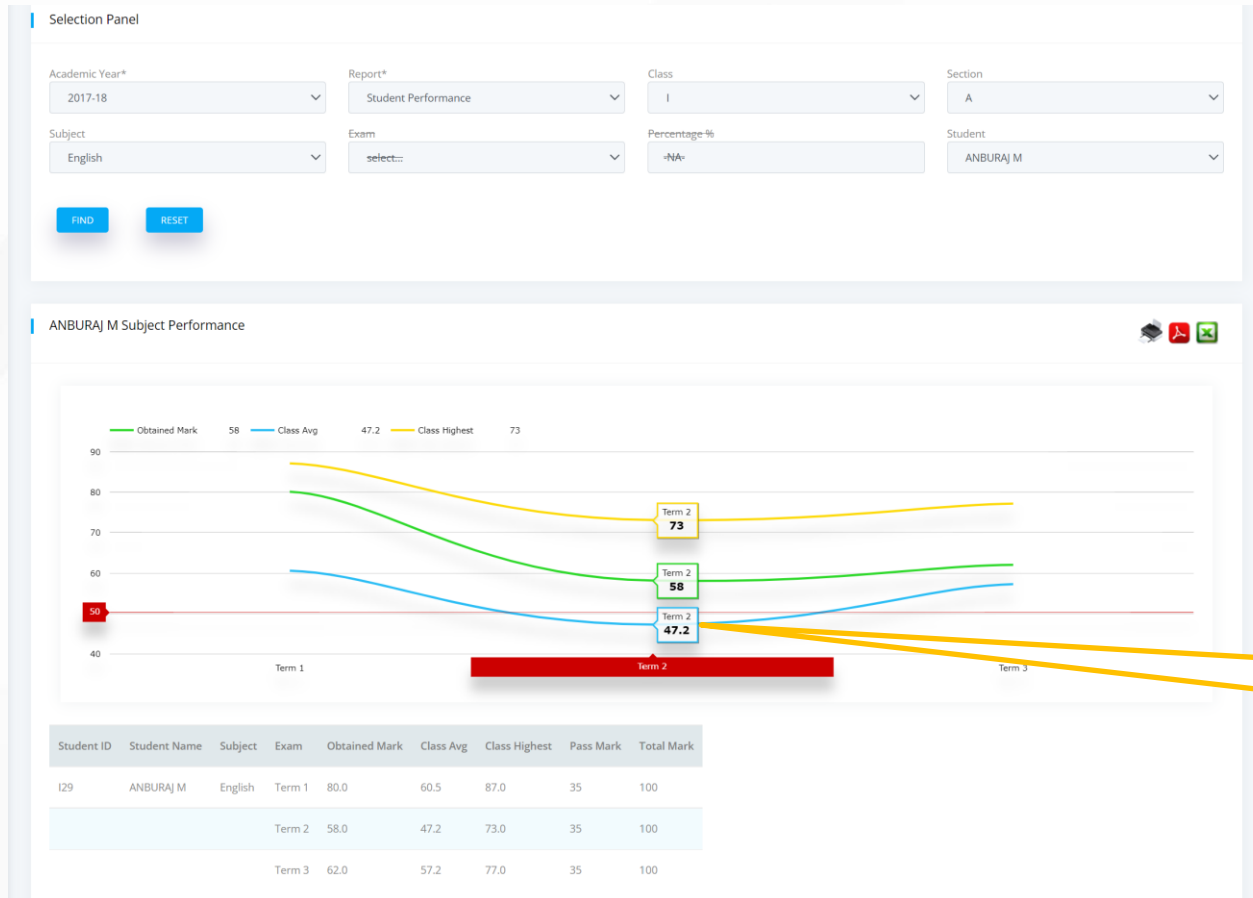
ANANDHI R's Term 1 Performance



| Student ID | Student Name | Exam | Subject | Obtained Mark | Class Avg | Class Highest | Pass Mark | Total Mark |
|------------|--------------|--------|------------------|---------------|-----------|---------------|-----------|------------|
| I113 | ANANDHI R | Term 1 | Computer Science | 49.0 | 43.2 | 58.0 | 35 | 100 |
| | | | English | 47.0 | 46.0 | 63.0 | 35 | 100 |
| | | | EVS | 37.0 | 54.1 | 77.0 | 35 | 100 |
| | | | French Oral | 70.0 | 53.7 | 86.0 | 35 | 100 |
| | | | G.K. | 21.0 | 16.6 | 57.0 | 18 | 50 |
| | | | Maths | 76.0 | 69.0 | 88.0 | 35 | 100 |
| | | | Moral Science | 21.0 | 15.8 | 29.0 | 18 | 50 |
| | | | Tamil | 53.0 | 48.8 | 84.0 | 35 | 100 |

By moving the cursor on any of these bars will display details for that subject

Performance trend for a student in all exam on a subject



Teachers enters the marks alone. Software calculates all other data

Progress report for X(A) class term-1 exams

Panel

Academic Year* Report* Class Section

Subject Exam Percentage-% Student

Term 1 Progress Report (X - A)



| Student ID | Student Name | ENG I | ENG I (G) | ENG II | ENG II (G) | TAM I | TAM I (G) | TAM II | TAM II (G) | MAT | MAT (G) | SCI (T) | SCI (P) | SCI Total | SCI (G) | SOC | SOC (G) | Total | Rank | % |
|------------|-----------------|-------|-----------|--------|------------|-------|-----------|--------|------------|------|---------|---------|---------|-----------|---------|------|---------|-------|------|-------|
| X03 | DINESH KUMAR PV | 55.0 | A | 73.0 | A | 93.0 | D | 84.0 | D | 79.0 | D | 59.0 | 24.5 | 83.5 | D | 82.0 | D | 549.5 | 1 | 78.50 |
| X10 | DHIVYA PRIYA R | 62.0 | A | 73.0 | A | 93.0 | D | 82.0 | D | 68.0 | A | 62.0 | 24.0 | 86.0 | D | 75.0 | D | 539 | 2 | 77.00 |
| X17 | MEERA JASLIN A | 54.0 | A | 71.0 | A | 86.0 | D | 80.0 | D | 58.0 | B | 64.0 | 24.5 | 88.5 | D | 79.0 | D | 516.5 | 3 | 73.79 |
| X16 | SETHURAMAN S | 62.0 | A | 74.0 | A | 86.0 | D | 79.0 | D | 58.0 | B | 52.0 | 24.5 | 76.5 | D | 73.0 | A | 508.5 | 4 | 72.64 |
| X14 | MANIKANDAN A | 64.0 | A | 71.0 | A | 84.0 | D | 66.0 | A | 55.0 | B | 50.0 | 23.0 | 73.0 | D | 68.0 | A | 481 | 5 | 68.71 |
| X08 | PERUMAL S | 56.0 | A | 66.0 | A | 81.0 | D | 74.0 | A | 50.0 | B | 43.0 | 23.0 | 66.0 | D | 83.0 | D | 476 | 6 | 68.00 |
| X07 | SURYA GJ | 53.0 | A | 73.0 | A | 90.0 | D | 71.0 | A | 42.0 | C | 45.0 | 24.5 | 69.5 | D | 72.0 | A | 470.5 | 7 | 67.21 |
| X23 | SARITHA K | 64.0 | B | 55.0 | B | 86.0 | D | 80.0 | D | 60.0 | A | 36.0 | 23.5 | 59.5 | A | 65.0 | A | 469.5 | 8 | 67.07 |
| X21 | KEERTHANA R | 52.0 | B | 64.0 | A | 79.0 | A | 68.0 | A | 65.0 | A | 49.0 | 24.0 | 73.0 | D | 66.0 | A | 467 | 9 | 66.71 |
| X22 | SIVARANJINI S | 47.0 | B | 61.0 | A | 80.0 | D | 80.0 | D | 60.0 | A | 46.0 | 23.0 | 69.0 | D | 69.0 | A | 466 | 10 | 66.57 |
| X13 | EZHILARASAN B | 49.0 | A | 72.0 | A | 85.0 | A | 60.0 | A | 57.0 | B | 50.0 | 23.5 | 73.5 | D | 61.0 | A | 457.5 | 11 | 65.36 |
| X15 | PRABHAKARAN D | 40.0 | C | 57.0 | B | 66.0 | A | 57.0 | B | 85.0 | D | 46.0 | 23.5 | 69.5 | D | 66.0 | A | 440.5 | 12 | 62.93 |
| X09 | AMEENA BEEVI S | 44.0 | B | 62.0 | A | 65.0 | B | 51.0 | B | 68.0 | A | 52.0 | 24.0 | 76.0 | D | 67.0 | A | 433 | 13 | 61.86 |
| X06 | RANJITH KUMAR R | 49.0 | B | 63.0 | A | 66.0 | A | 54.0 | B | 57.0 | B | 41.0 | 23.0 | 64.0 | D | 68.0 | A | 421 | 14 | 60.14 |

Fee collection Reports

Select any combination to generate report

Selection Panel

Academic Year*

Student

From Month

Report*

- Unpaid Details
- select...
- Paid Details
- Unpaid Details**
- Paid Summary
- Unpaid Summary
- Student Fee Balance
- Arrears Summary
- Fee Structure

Class

Fee Type

To Date

Here unpaid details for 10th std for the period Aug to Oct is selected.

Unpaid Details



| Student ID | Student Name | Class | Section | Month | Tuition Fee Payable | Tuition Fee Paid | Tuition Fee Balance | Late Fee Payable | Late Fee Paid | Late Fee Balance | Total Balance |
|------------|--------------|-------|---------|-------|---------------------|------------------|---------------------|------------------|---------------|------------------|---------------|
| X01 | BEVIN V | X | A | Aug | 600 | 0 | 600 | 50 | 0 | 50 | |
| X01 | BEVIN V | X | A | Sep | 600 | 0 | 600 | 50 | 0 | 50 | |
| X01 | BEVIN V | X | A | Oct | 600 | 0 | 600 | 50 | 0 | 50 | 1950 |
| X07 | SURYA Gj | X | A | Aug | 600 | 0 | 600 | 50 | 0 | 50 | |
| X07 | SURYA Gj | X | A | Sep | 600 | 0 | 600 | 50 | 0 | 50 | |
| X07 | SURYA Gj | X | A | Oct | 600 | 0 | 600 | 50 | 0 | 50 | 1950 |
| X11 | AKHASH D | X | A | Oct | 600 | 0 | 600 | 50 | 0 | 50 | 650 |
| X12 | ARAVINDHAN C | X | A | Oct | 600 | 0 | 600 | 50 | 0 | 50 | 650 |
| Total | | | | | ₹ 4,800.00 | ₹ 0.00 | ₹ 4,800.00 | ₹ 400.00 | ₹ 0.00 | ₹ 400.00 | ₹ 5,200.00 |

Day-wise Fee collection made between 1/9/17 to 10/10/17

Dashboard / Management / Admin / Reports / Receipt

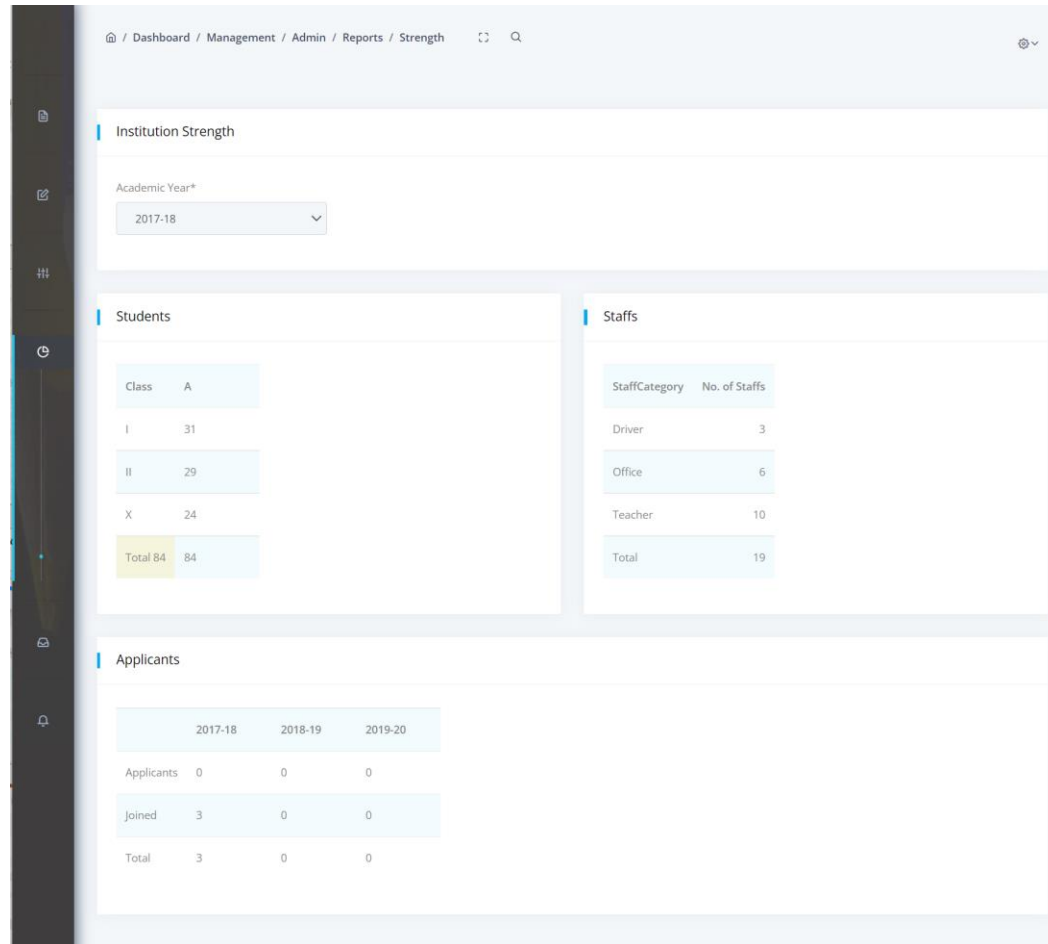
Selection Panel

Academic Year* 2017-18
Report* Collection
Class select...
From Date 01/09/2017
To Date 01/10/2017
Student select...
FIND RESET

Collection

| Receipt Date | Tuition Fee | Special Fee | Late Fee | Smart Class Fee | Total |
|--------------|-------------|-------------|----------|-----------------|-------------|
| 18/09/2017 | 470 | 0 | 50 | 0 | ₹ 520.00 |
| 19/09/2017 | 600 | 0 | 50 | 0 | ₹ 650.00 |
| 20/09/2017 | 2480 | 2830 | 250 | 2750 | ₹ 8,310.00 |
| 21/09/2017 | 1880 | 0 | 150 | 0 | ₹ 2,030.00 |
| | 5430 | 2830 | 500 | 2750 | ₹ 11,510.00 |

Institution strength by classification



Parent login

Parents mobile number is login and password will be given by school (here it is prefilled as it is demo)

EDU ERP SYSTEM

9443706331

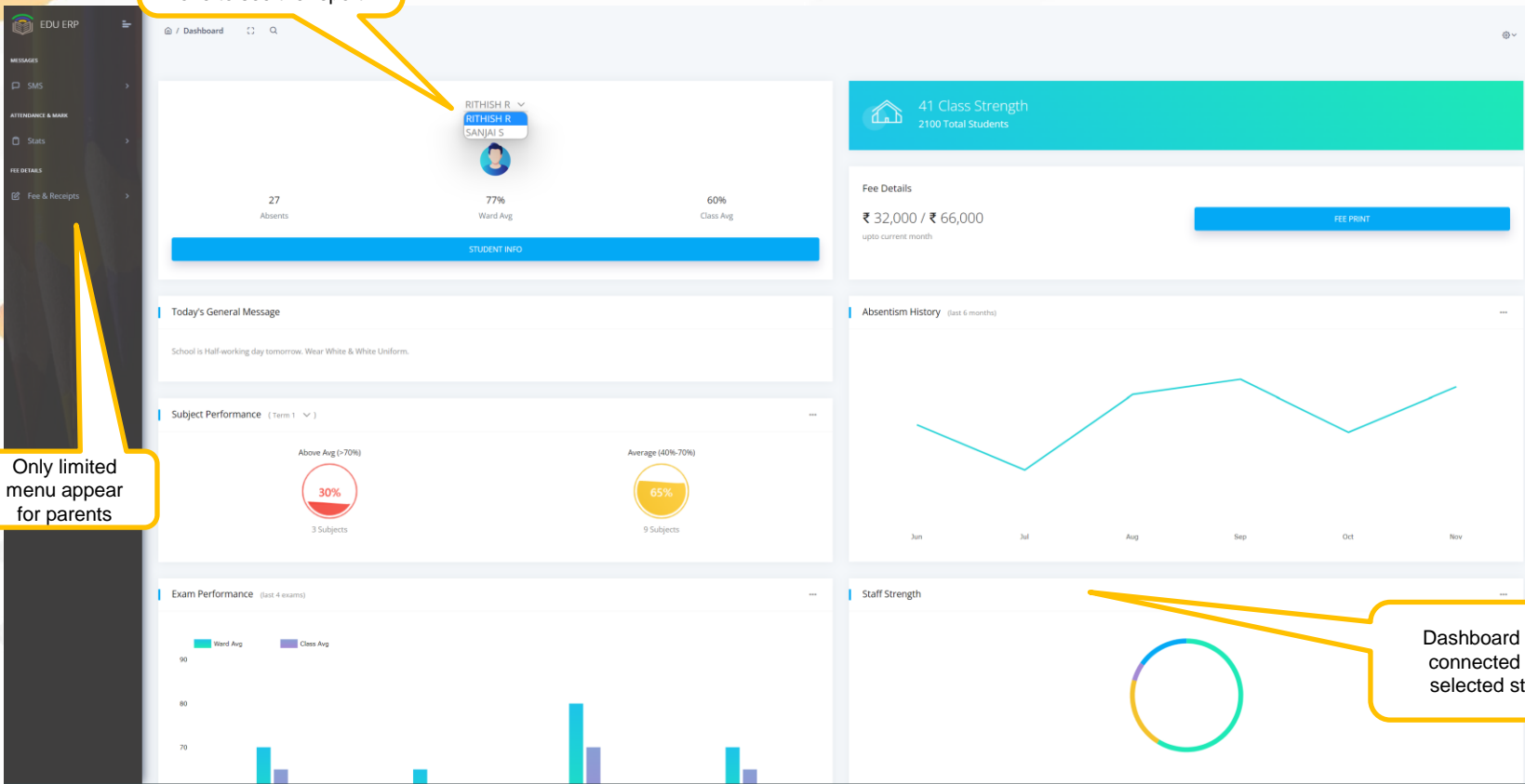
Login

SCHOOL?

Parents option is selected

Dashboard for parents

Only his son/daughter name will appear here and he can select any one to see the report



Only limited menu appear for parents

Dashboard is only connected to the selected student

SMS sent to parents

Only his son/daughter name will appear here and he can select any one to see the report

Dashboard / Message / Class SMS

Search Panel

Student Name* From Date* To Date*

RITHISH R 2018-01-01 2021-01-01 FIND

Messages (2018-01-01 - 2021-01-01)

| Date | Message |
|------------|----------------------------|
| 14/04/2020 | testing sms sent to myself |
| 14/04/2020 | testing sms |
| 10/02/2019 | Needs to study well |

All sms sent in a period selected by you will appear. Even previous days sms can be seen

Attendance history

🏠 / Dashboard / Attendance & Mark / Attendance Stats 🔍



Selection Panel

Student Name*

RITHISH R

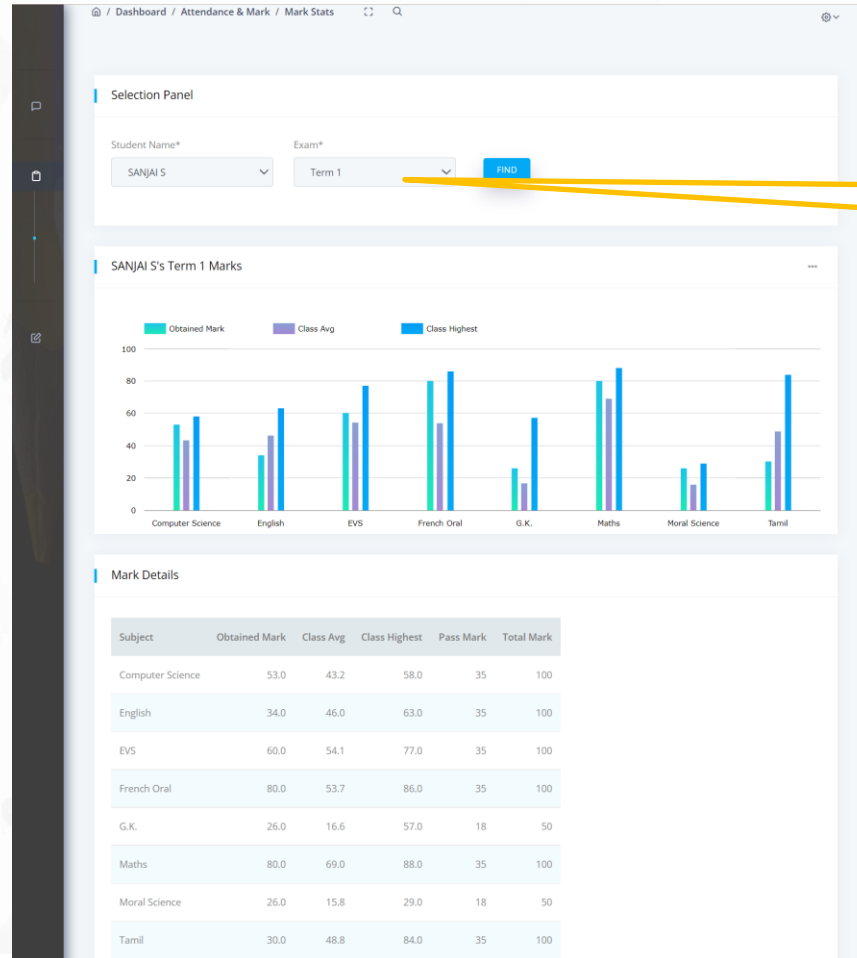


FIND

RITHISH R's Attendance Details

| Month | Year | Absent Days | Working Days | Attendance % |
|-------|------|-------------|--------------|--------------|
| Aug | 2017 | 0 | 24.0 | 100 |
| Jul | 2017 | 6 | 22.0 | 73 |
| Jun | 2017 | 3 | 19.0 | 84 |

Marks in an exam



He can see even old exams marks

Marks trend in a subject in different exams to see the progress

Selection Panel

Student Name*

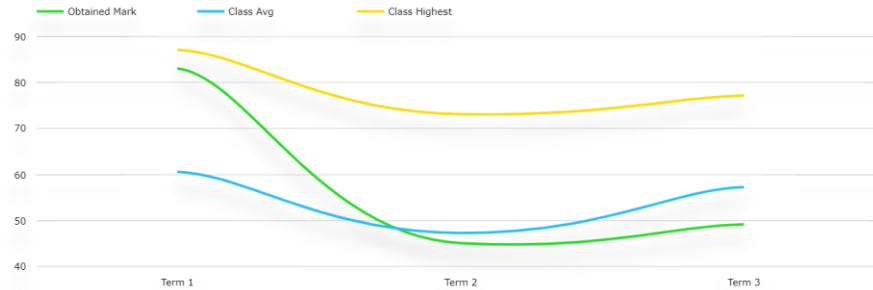
RITHISH R

Subject*

English

FIND

RITHISH R's English Trend



Mark Trend Details

| Exam | Obtained Mark | Class Avg | Class Highest | Pass Mark | Total Mark |
|--------|---------------|-----------|---------------|-----------|------------|
| Term 1 | 83.0 | 60.5 | 87.0 | 35 | 100 |
| Term 2 | 45.0 | 47.2 | 73.0 | 35 | 100 |
| Term 3 | 49.0 | 57.2 | 77.0 | 35 | 100 |

Selection Panel

Student Name*

RITHISH R



FIND

RITHISH R's Fee Details

| Month | Year | Fee Payable | Fee Paid |
|-------|---------|-------------|----------|
| Jun | 2017-18 | 8130 | 8130 |
| Jul | 2017-18 | 470 | 470 |
| Aug | 2017-18 | 470 | 470 |
| Sep | 2017-18 | 470 | 470 |
| Oct | 2017-18 | 470 | 470 |
| Nov | 2017-18 | 470 | 470 |
| Dec | 2017-18 | 470 | 470 |
| Jan | 2017-18 | 470 | 520 |
| Feb | 2017-18 | 470 | 0 |
| Mar | 2017-18 | 470 | 0 |
| Apr | 2017-18 | 470 | 0 |
| May | 2017-18 | 470 | 0 |

Fee paid receipt download screen

Dashboard / Fee & Receipts / Receipt Download

Selection Panel

Student Name*

RITHISH R

FIND

RITHISH R's Fee Receipts

| ReceiptNo | Receipt Date | Tuition Fee Paid | Special Fee Paid | Late Fee Paid | Smart Class Fee Paid | Admission Fee Paid | Application Fee |
|-----------|--------------|------------------|------------------|---------------|----------------------|--------------------|-----------------|
| 59 | 07/10/2017 | 470 | 0 | 0 | 0 | 0 | 0 |
| 262 | 08/11/2017 | 470 | 0 | 0 | 0 | 0 | 0 |
| 539 | 11/12/2017 | 470 | 0 | 0 | 0 | 0 | 0 |
| 827 | 18/01/2018 | 470 | 0 | 50 | 0 | 0 | 0 |
| N2 | 23/12/2020 | 0 | 0 | 0 | 0 | 0 | 100 |

Click any of this icon will download that receipt to your computer as excel file (sample report is shown in the next screen)

Sample receipt downloaded

ABC INTERNATIONAL SCHOOL
30/B, LBC Road, Kovil Street, Chennai
PHONE No: 044 - 999999

Bill No: 59

Date: 07/10/2017

ID: I01

Month: Oct-Oct

Name: RITHISH R

| S.No | Fee Name | Paid Amount |
|------|-------------|-------------|
| 1 | Tuition Fee | 470 |
| | Total | 470 |

Four Hundred and Seventy Only
Fee once paid will not be refunded

Cashier Sign

Options available to users

- ✓ This software will work both on webserver and local computer.
- ✓ If you need it to install in your local system, we will do it right from office thru any desk.
 1. Any computer with windows 10 operating system is sufficient to install this software and that system will work as server. No need of any special server machine.
 2. You can operate this software from any computer connected with LAN.
 3. If you have Wi-Fi in your office, then you can access the software even in your mobile.
- ✓ We can install and maintain this software for you in our cloud server also.
- ✓ We can customize this software for generating different reports as per your need at extra one time cost.
- ✓ This software can be bought on time purchase or can be on annual lease.

Benefits of our Cloud Server option

If you go for our cloud server AMC option, you are having the following benefits.

- ✓ No investment for you on server computer, its repair, maintenance and replacement.
- ✓ No need to invest for software for every site and can use the same software for all sites.
- ✓ No need to invest on power back-up like UPS.
- ✓ No need of daily backup of database.
- ✓ No need of employing any hardware / software computer engineer
- ✓ No AMC needed for your server as you don't need one.
- ✓ You can access data from your Computer/Mobile all **24HRS 365DAYS** of the year from your home or from anywhere across the world which is not possible if you go for your own office server.
- ✓ If you are going for more than one site and HO in different location, it is better to go for our / your own cloud server to reduce the cost and higher utilization and access.

Leave many of your headache to us like investment on server, employing engineer to operate, AMC etc!!