

PRICING TOOL

pricing.viewiss.com



INNOVATIVE SOFT SOLUTIONS

WWW.VIEWISS.COM

What is Pricing Tool System ?

It is the industry practice to fix a pricing formula between Buyer and Supplier so that product price will automatically be revised without any negotiation at a fixed frequency. This helps both the supplier and buyer as it smoothens price negotiation process without wasting time.

This software aims to -

1. Track the date of next price revision for each customer and product for timely implementation of price revision.
2. **Automate the complete Price calculation** and to provide an excel sheet with all calculations to show how the new price is arrived. This can be sent to customers.
3. To provide a complete dashboard with Graphs showing important things happening that are connected to Product Price.

How it Works ?

- ✓ Whenever RM Price is revised by RM supplier, the data is entered in the **Price History screen**.
- ✓ Once its done, software will automatically list out the upcoming price revisions.
- ✓ Just select the customer, product & due date and then all you need to just press a button !
- ✓ The software will automatically generate an excel sheet with complete calculation to show the new revised price.
- ✓ You can send this excel report to the customer !

Features

- ✓ Our software employs **Responsive Web Design** & can be accessed through Computers, Tablets, Mobile phones.
- ✓ Highly secured, with user-based restriction to access information that **can be set or altered at anytime by the System Administrator in your organization without our involvement.**
- ✓ As an option, it can also be hosted & maintained by us in **cloud server**. You can access the data from anywhere across the world! More suited for -
 - Organizations with multi-plant locations spread across wider geographical area with central control.
 - Medium/Small organizations where it is un-economical to install IT infrastructures & maintain it at their end.
- ✓ Powerful & Live Analytical reports available to the management.
- ✓ All Reports can be downloaded in **Excel format** to your computer anytime.

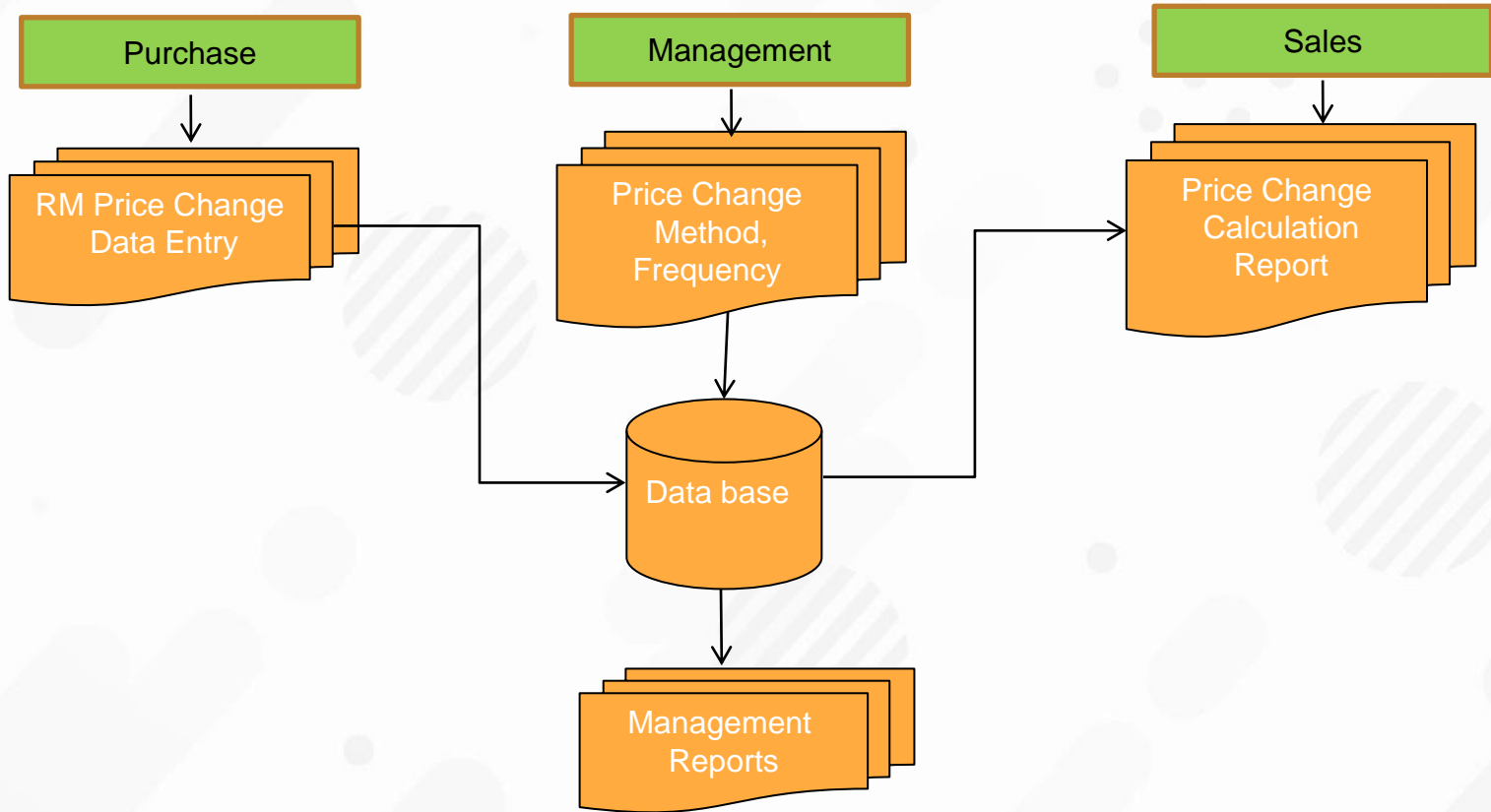
Benefits of our Cloud Server

- ✓ No investment for you on server computer, repair, maintenance and replacement.
- ✓ No need to invest for software for every site and can use the same software for all sites.
- ✓ No need of daily backup of database.
- ✓ No need of employing any hardware / software computer engineer.
- ✓ No AMC needed for your server as you don't need one.
- ✓ You can access data from your Computer/Mobile all 24hrs 365days of the year from your home or from anywhere across the world which is not possible if you go for your own office server.
- ✓ If you are having more than one site and HO being in different location, it is better to go for our / your own cloud server to reduce the cost and higher utilization and access level.

Price Calculation Methods

S.No	Calculation Method	Calculation Frequency
1	Simple Average	Monthly on every 1 st
2	Weighed Average	Monthly on every 1 st
3	Simple Average	Monthly on every 15 th
4	Weighed Average	Monthly on every 15 th
5	Simple Average	Quarterly
6	Weighed Average	Quarterly
7	Simple Average	Half-yearly
8	Weighed Average	Half-yearly
9	Immediate	For every RM price change
10	Delta 5%	Price change is >5%

Flowchart



Demo Site - Login Page

The image shows a browser window with the URL `pricing.viewiss.com`. The page displays the PRICING TOOL logo and a login form. The form includes a text input field containing "Admin", a password input field with masked characters ".....", a blue "Login" button, and a "Reset Password?" link with an unchecked radio button. Three callouts provide additional information: one points to the URL, another to the Login button, and a third is a thought bubble on the right side of the page.

PRICING TOOL

Admin

.....

Login

Reset Password ?

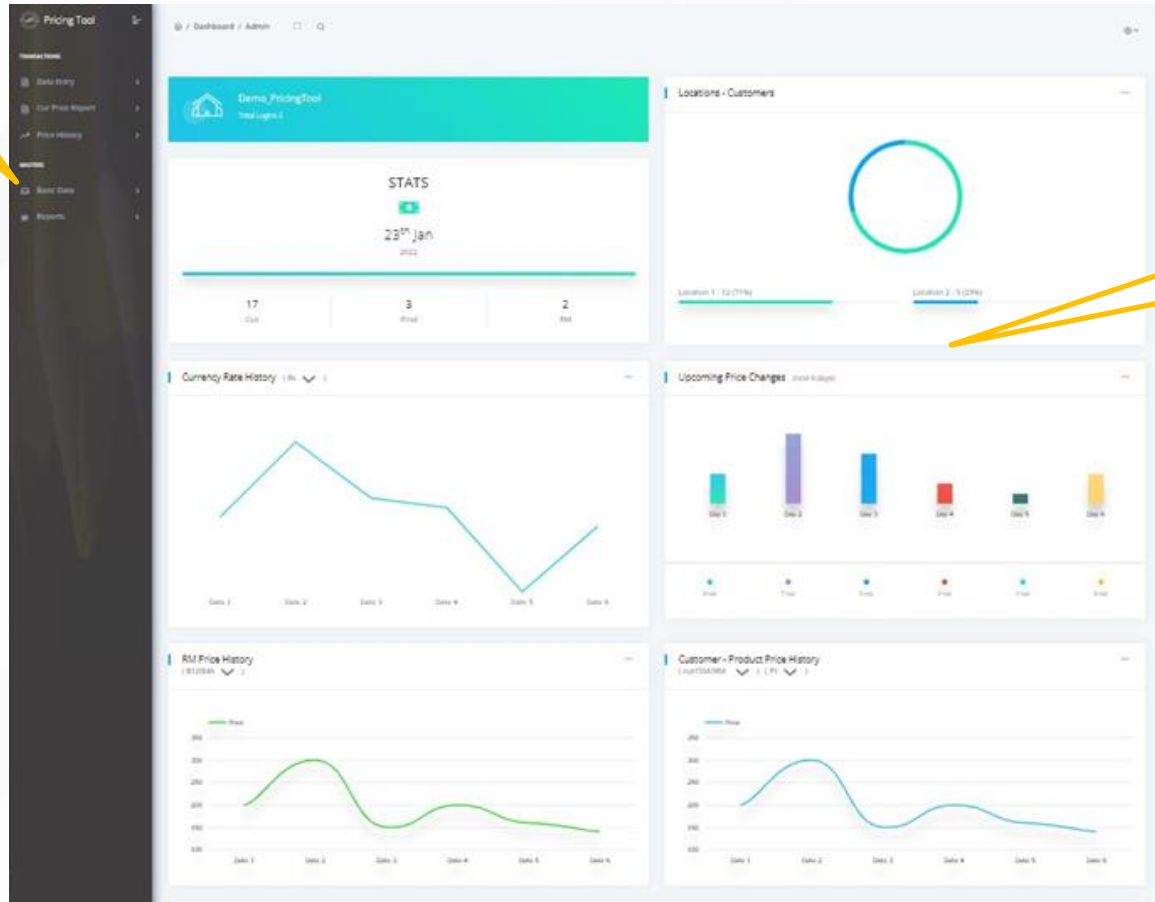
Web address for demo site

You can open this demo site to operate and view all the reports

Login and password are prefilled by us in demo site.

Dashboard

main menu



various reports showing the status relating to pricing (real-time data)

The background features a collection of abstract, semi-transparent shapes in shades of orange and light grey. These include circles of various sizes, some with horizontal stripes, and elongated, pill-shaped rectangles. The shapes are scattered across the white background, creating a modern, minimalist aesthetic.

REPORTS

-Dashboard-

Dashboard Reports



Demo_PricingTool

Total Logins 2

STATS



23th Jan
2022

Total customers, Products and Raw materials in the company

17
Cus

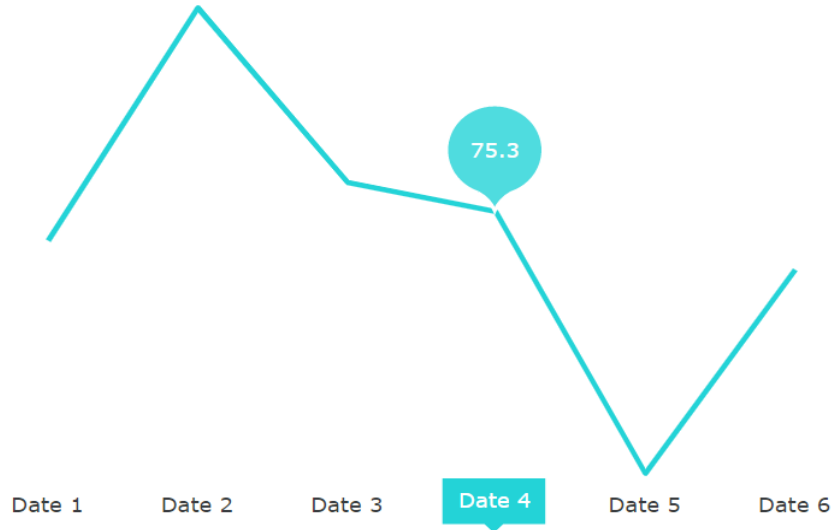
3
Prod

2
RM

Dashboard Reports

Currency Rate History (Rs ▾)

You can select any
Currency to see data



Dashboard Reports

Upcoming Price Changes (next 6 days)



Day-wise No. of price change dues

Dashboard Reports

RM Price History

(B120MA ▾)

You can select any
RM to see data



Dashboard Reports

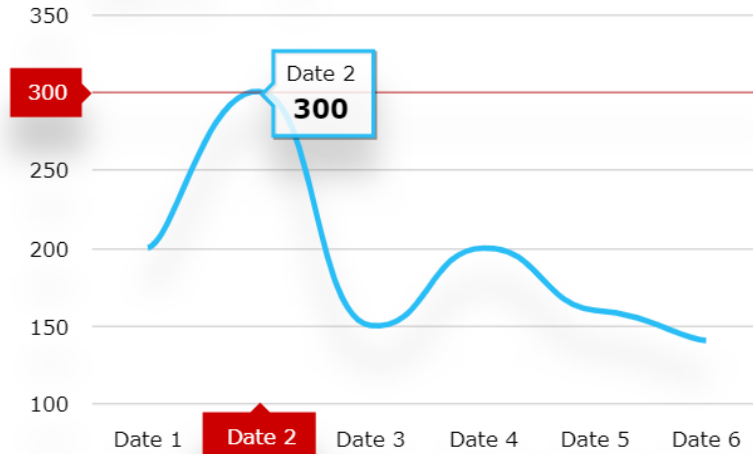
Customer - Product Price History

(cus15SA1RM ▼) (P1 ▼)

Select customer

Select plant

Price 300



The background is a light cream color with various abstract geometric elements. There are several light gray rounded rectangles scattered across the page. Interspersed among these are circles of different sizes and colors: a large orange circle in the top left, a small orange circle on the left, and several light gray circles. Some circles have a diagonal hatching pattern. There are also small orange triangles and a small orange 'x' mark. The overall aesthetic is clean, modern, and minimalist.

REPORTS

Product Current Price Report

Selection Panel

Prodn. Location

Sales Person*

FIND

RESET

Product Price (Current)

SirmaxLocation	CustomerName	CustomerCode	ProductName	ProductCode	SalesPerson	Current Price
Z211	cus15SA1RM	5656561	P1	t55667	Rajan	88.25
Z211	cus15SA2RM	g54331	p2	556565	Rajan	79.68
Z211	Cus15WA1RM	f5452	p2	556565	Rajan	79.53
Z211	Cus15WA2RM	tyty45438	P1	t55667	Rajan	86.37
Z211	Cus1WA2RM	tyty45434	P3	78899	Rajan	86.03
Z211	Cus61RM	f54526	p2	556565	Rajan	85.00
Z211	Cus62RM	f54527	P3	78899	Rajan	99.16

Press it to download the report as excel

Press it to directly print

Report in pdf format

Can enter any product name to Search from below report



Product Name...

RM Current Price Report

🏠 / Dashboard / Admin / Current Price / RM Price (Current)



RM Price History

Price Changed on ↕	Prodn. location ↕	RMName ↕	RMCode ↕	Currency ↕	OriginPrice ↕
17/12/2021	Z211	B120MA	re77777	Rs	89.00
17/12/2021	Z211	H110MA	45677yt	Rs	93.00

RM Price History Report

Selection Panel

Prodn. Location

RM Name

Date*

RM Price History

Price Changed on	SirmaxLocation	RMName	RMCode	Currency	OriginPrice
01/08/2021	Z211	B120MA	re77777	Rs	119.00
01/08/2021	Z211	H110MA	45677yt	Rs	113.74
12/08/2021	Z211	B120MA	re77777	Rs	110.49
12/08/2021	Z211	H110MA	45677yt	Rs	115.74
20/08/2021	Z211	B120MA	re77777	Rs	78.00
25/08/2021	Z211	B120MA	re77777	Rs	88.00
29/08/2021	Z211	B120MA	re77777	Rs	80.00

Product Price History Report

Prodn. Location

Customer Name*

OEM

Product Name*

Sales Person*

Period*

FIND

RESET

Product Price History

   Customer Name/Product Name... 🔍

Date	CustomerName	CustomerLocation	ProductName	Price	Prodn. Location	OEM	SalesPerson	SplPriceChanges	RemarksSplPriceChanges	Remarks	PriceCha
15/12/2021	cus15SA1RM	Mumbai 1	P1	88.25	Z211	Tata Motors	Rajan	0.00			
15/12/2021	Cus15WA1RM	Mumbai 1	p2	79.53	Z211	Tata Motors	Rajan	0.00			
15/12/2021	Cus15WA2RM	Mumbai 1	P1	86.37	Z211	Tata Motors	Rajan	0.00			
01/01/2022	Cus61RM	Mumbai 1	p2	85.00	Z211	Tata Motors	Rajan	0.00			
01/01/2022	Cus62RM	Mumbai 1	P3	99.16	Z211	Tata Motors	Rajan	0.00			
15/12/2021	CusI2RM	Mumbai 1	p2	0.00	Z211	Tata Motors	Rajan	2.00	Transport Cost gone up		
30/12/2021	Cuslast1RM	Mumbai 1	P3	78.67	Z211	Tata Motors	Rajan	0.00			
30/12/2021	Cuslast2RM	Mumbai 1	P1	96.20	Z211	Tata Motors	Rajan	4.00	Formulation change to meet customer new spec.		

Negotiated Price History Report

Dashboard / Admin / Price History / Negotiated Price History

Selection Panel

Prodn. Location

All

Customer Name*

All

OEM

All

Product Name*

All

Period*

01/08/2021

01/01/2022

FIND

RESET

Negotiated Price History



Customer Name/Product Name...

CustomerName	CustomerCode	CustomerLocation	ProductName	ProductCode	OEM	SalesPerson	SplPriceChanges	RemarksSplPriceChanges	Remarks	PriceChangeFreq
Cusl2RM	f54521	Mumbai 1	p2	556565	Tata Motors	Rajan	2.00	Transport Cost gone up		Immediate
Cusl2RM	f54521	Mumbai 1	p2	556565	Tata Motors	Rajan	2.00	Transport Cost gone up		Immediate
Cuslast2RM	f54525	Mumbai 1	P1	t55667	Tata Motors	Rajan	2.00	Annual negotiation		Last Rate of Moni
Cuslast2RM	f54525	Mumbai 1	P1	t55667	Tata Motors	Rajan	4.00	Formulation change to meet customer new spec.		Last Rate of Moni

The background features a collection of abstract, light-colored geometric shapes and patterns. These include various sizes of circles, some with horizontal or vertical stripes, and elongated, rounded rectangular bars. The shapes are scattered across the white background, creating a modern and clean aesthetic. The text 'DATA ENTRY SCREENS' is centered in the middle of the image.

DATA ENTRY SCREENS

Customer Master - Data Entry Screen (Sample)

Customer Master (admin) x +

localhost:64479/master_customer.aspx

Dashboard / Admin / Masters / Customer

Data Entry Panel

Customer Name*

Customer Code*

Customer City*

Customer Location*

Customer Address

ADD **FILTER** **RESET**

Customer Master

Customer Name	Customer Code	Cus City	Cus Location	Cus Address
Cus62RM	f54527	Mumbai	Mumbai 1	rtr
Cus61RM	f54526	Mumbai	Mumbai 1	rtr
Cuslast2RM	f54525	Mumbai	Mumbai 1	rtr
Cuslast1RM	f54524	Mumbai	Mumbai 1	rtr
Cusl1RM	f54523	Mumbai	Mumbai 1	rtr

Enter data in data entry panel and Press Add button to save.

Saved data will appear in the table below the panel

Dropdown menu is given wherever applicable to ease typing

RM Price - Data Entry Screen

Home / Dashboard / Admin / Data Entry / RM Price

Selection Panel (Last Updated: 17/12/2021)

Date*

17/12/2021

FIND

SAVE

DELETE





The moment you enter the date, Software will automatically display the data.

If data is not available for selected date, software will list out all RMs with last entered price.

You can edit wherever needed and finally press save button to save all.

This arrangement will reduce your data entry work.

RM Price History

Date	Sirmax Location	RM Name	RM Code	Currency	Origin Price	Conversion Rate	UserName	TimeStamp
  17/12/2021	<u>Z211</u> ▼	B120MA	re77777	Rs	<u>89.00</u>	<u>1</u>	admin	12/01/2022 09:26:00
  17/12/2021	<u>Z211</u> ▼	H110MA	45677yt	Rs	<u>93.00</u>	<u>1</u>	admin	12/01/2022 09:26:00

Price Calculation Screen

Select Customer, Location, Effective date in data entry panel & press the excel icon to download the price calculation report !

Data Entry Panel

Customer Name*

Cus1WA2RM - tyty45434

Sirmax Location*

Z211

Price Effective Date*

01/11/2021

Report No*

1st Three Products



Refresh

Pricing Policy Master

	OEM	CustomerName	CustomerCode	ProductName	ProductCode	ProductPrice_Cur	ProductPrice_New	EffectiveDateOfPriceChange	SalesPerson	PriceChangeFrequency	PriceEffect_DelayDays	Calculat
Edit	Tata Motors	Cus1WA2RM	tyty45434	P3	78899	86.03	0.00	01/12/2021	Rajan	Monthly1	0	Weighc
Edit	Tata Motors	Cus1WA2RM	tyty45434	P3	78899	86.00	86.03	01/11/2021	Rajan	Monthly1	0	Weighc

Pricing Tool Implementation Process

1. Once order is received with advance, we will host the software in our cloud server and provide login credentials for 1 month to access it, **at free of cost !**
2. You will be trained online by us. Then you will feed sample data in the software which we will monitor regularly to ensure you have gained the necessary knowledge so that you can fully operate the software without our intervention.
3. We will also make minor changes needed by you wherever possible without charging you.
4. Once you are comfortable, you can start using it live for few products till the one month time is over.
5. **Till this stage, you have paid only just advance to us !**
6. After this, we will install it in your system from remote. (our Pondicherry office) and then we will collect the balance payment.
7. In future, we will support you for any modification on chargeable basis.
8. Alternatively, you can use the software from our cloud server itself from wherever you are, across the country 24x7. Nothing need to be installed in your system. You need to pay Rs 2000/- per month towards cloud service rent & maintenance charges.

For more information please get in touch with us,



- ❖ Mobile : 900-3930-729 (J.Shanmugam)
- ❖ Email : admin@viewiss.com
- ❖ Website : www.viewiss.com